



**SOUTHEAST
ASIA
DEPARTMENT**

Arjun Thapan
Director General, SERD

**Orientation
Program for
DMC
Officials**

8 November 2007

The views expressed in this paper/presentation are the views of the author and do not necessarily reflect the views or policies of the Asian Development Bank (ADB), or its Board of Governors, or the governments they represent. ADB does not guarantee the accuracy of the data included in this paper and accepts no responsibility for any consequence of their use. Terminology used may not necessarily be consistent with ADB official terms.

ADB

Southeast Asia Regional Department supports ADB in 10 Countries

- Brunei Darussalam
- Cambodia
- Indonesia
- Lao PDR
- Malaysia
- Myanmar
- Philippines
- Singapore
- Thailand
- Viet Nam

**An extraordinarily diverse group of
countries**

A diverse set of Countries

Mekong countries

Cambodia, Lao PDR, Myanmar, Thailand and Viet Nam

- Connected by Mekong River
- Land bridge between South, East, and Southeast Asia
- Most are transitional economies
- Declining but widespread poverty

Archipelagic Southeast Asia

Brunei Darussalam, Indonesia, Malaysia, Philippines, Singapore

- Middle-income or better
- Island-based geography – sea transport, marine resources important
- Infrastructure demand outstrips traditional financing
- Pockets of poverty remain challenges

Socioeconomic Indicators Show the Diversity and the Development Challenge

Southeast Asia Countries

DMC	Population (M persons)	GDP Growth Rate (% per year)	Per Capita GDP (US\$)	Unemployment (%)	Inflation (% per year)	Foreign Direct Investment Inflows (US\$ M)	Poverty Incidence: Based on national poverty line (%)
	2006	2006	2006	2006	2006	2006	
Brunei Darussalam	0.4	5.1	30,185	4.0	0.2	434	-
Cambodia	14.2	10.8	513	-	4.7	483	34.7 [✓] (2004)
Indonesia	222.1	5.5	1,641	10.4	12.7	5,556	16.7 [✓] (2004)
Lao PDR	5.7	7.3	606	-	6.6	187	32.7 [✓] (2003)
Malaysia	26.6	5.9	5,859	3.3	3.6	6,060	5.1 [✓] (2002)
Myanmar	56.5	-	-	-	-	143	26.6 [✓] (2001)
Philippines	87.0	5.4	1,352	7.9	6.2	2,345	30.0 [✓] (2003)
Singapore	4.5	7.9	29,473	3.4	1.0	24,207	-
Thailand	65.2	5.0	3,162	1.5	4.7	9,751	9.8 [✓] (2002)
Viet Nam	84.2	8.2	723	4.8	7.5	2,315	19.5 [✓] (2004)

- means data not available

Source: Asian Development Outlook Update 2007, ADB; Key Indicators 2007, ADB; General Statistics Office of Vietnam; and World Investment Report 2007, UNCTAD.

Role of SERD: Fulfill the Mandate of ADB in Southeast Asia

- Establish and maintain relationships with Southeast Asian countries, especially DMCs, and other development partners
- Provide analytical foundation for ADB operations
 - ✓ Draft Country/Regional Cooperation Partnership Strategy
 - ✓ Monitor developments in the area, undertake reviews of emerging issues, draft Asian Development Outlook pieces
- Support development through loan, grant, and cofinanced assistance to DMCs
- Assist regional cooperation activities

Our Mission Statement

To better serve our DMCs and clients by:

- Being a sensitive, reliable, responsive and competent development partner; and
- Ensuring that ADB support is provided in a consistent, coordinated, and integrated manner.

Our Motto

Think Regionally, Invest Nationally

Our Management & Philosophy

Empower, exercise accountability, delegate authority
and promote teamwork

The Southeast Department (SERD)

- HQs Offices

Front Office (Office of the Director General)

Five divisions

- Regional Cooperation and Country Coordination (SEOC)
- Agriculture, Environment and Natural Resources (SEAE)
- Governance, Finance and Trade (SEGF)
- Infrastructure (SEID)
- Social Sectors (SESS)

- Field Offices

Five Resident Missions – in Cambodia, Indonesia, Lao PDR, Thailand and Viet Nam;

a Philippines Country Office – in Headquarters;

and an Extended Mission (part of Indonesia Resident Mission)– in Sumatra to deal with the assistance provided in the wake of the 2005 Tsunami

SERD's Organizational Chart

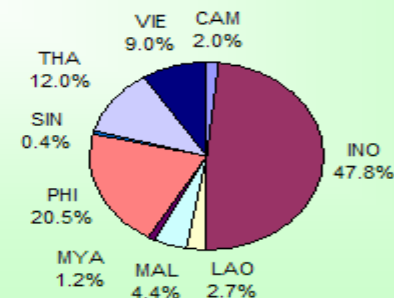


* Including Extended Mission to Sumatra (EMS)

Asian Development Bank
 Cumulative Lending and Technical Assistance Programs
 To Southeast Asia
 as of 31 December 2006

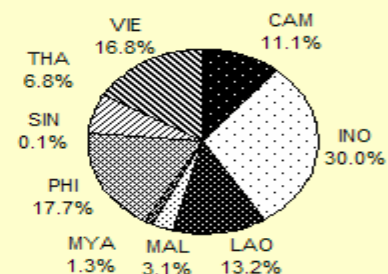
Country	Cumulative Loans Approved (US\$ M)	Cumulative net Effective Loans (US\$ M)	Cumulative Loans Approved (No.)
CAM	912.24	850.24	38
INO	21,513.30	21,328.50	285
LAO	1,218.34	1,183.14	69
MAL	1,987.54	1,987.54	76
MYA	530.86	530.86	32
PHI	9,249.03	9,249.03	196
SIN	181.08	181.08	14
THA	5,388.07	5,388.07	84
VIE	4,040.56	3,645.07	81
Total	45,021.02	44,343.53	853

Southeast Asia: Cumulative Lending Shares by Loan Amount
 as of 31 December 2006



Country	Cumulative TA Grants (US\$'000)	Cumulative TA Grants (No.)
CAM	91,379.60	141
INO	247,499.17	484
LAO	108,842.08	222
MAL	25,352.30	93
MYA	10,716.00	38
PHI	146,204.25	320
SIN	577.42	2
THA	56,529.60	153
VIE	138,274.46	203
Total	825,374.88	1,616

Southeast Asia: Cumulative Technical Assistance Shares by TA Amount
 as of 31 December 2006



Source: 2006 Annual Report

Asian Development Bank
 Net Resource Transfer of Resources To Southeast Asia
 (Ordinary Capital Resources and Asian Development Fund)
 (\$ million)

Country	1997-2001 Average	2002	2003	2004	2005	2006
CAM	31.75	76.40	68.40	70.87	76.73	45.06
INO	226.13	115.78	(402.07)	(253.74)	142.80	79.59
LAO	51.14	37.65	40.53	31.00	72.84	60.70
MAL	(31.32)	(49.42)	(69.04)	(59.48)	(52.99)	(66.85)
MYA	(3.51)	-	(1.44)	-	-	-
PHI	(109.35)	(196.71)	(72.25)	(218.54)	(118.94)	268.45
SIN	-	-	-	-	-	-
THA	79.10	(1,462.42)	(226.78)	(102.22)	(394.42)	(120.78)
VIE	170.19	223.03	280.31	167.59	181.62	132.13
Total	414.13	(1,255.69)	(382.34)	(364.52)	(92.36)	398.30

Source: ADB's 2006 Annual Report

ADB's Subregional Economic Cooperation Programs in Southeast Asia

Regional Cooperation complements national development plans

In the mainland:

Greater Mekong Subregion (GMS)

In the island areas:

archipelagic Southeast Asia (aSEA)

GREATER MEKONG SUBREGION



The Greater Mekong Subregion (GMS)

- Initiated in 1992
- Supports 3Cs: Improved
 - Connectivity,
 - Competitiveness,
 - Community
- Investment Projects
 - Cumulative ~ \$6-7 Billion
 - ADB financed ~ 1/3
- GMS Sectors and Thematic Areas
 - Transport
 - Telecoms
 - Energy
 - Environment
 - Tourism
 - HRD
 - Trade Facilitation
 - Investment
 - Agriculture

archipelagic Southeast Asia (aSEA)

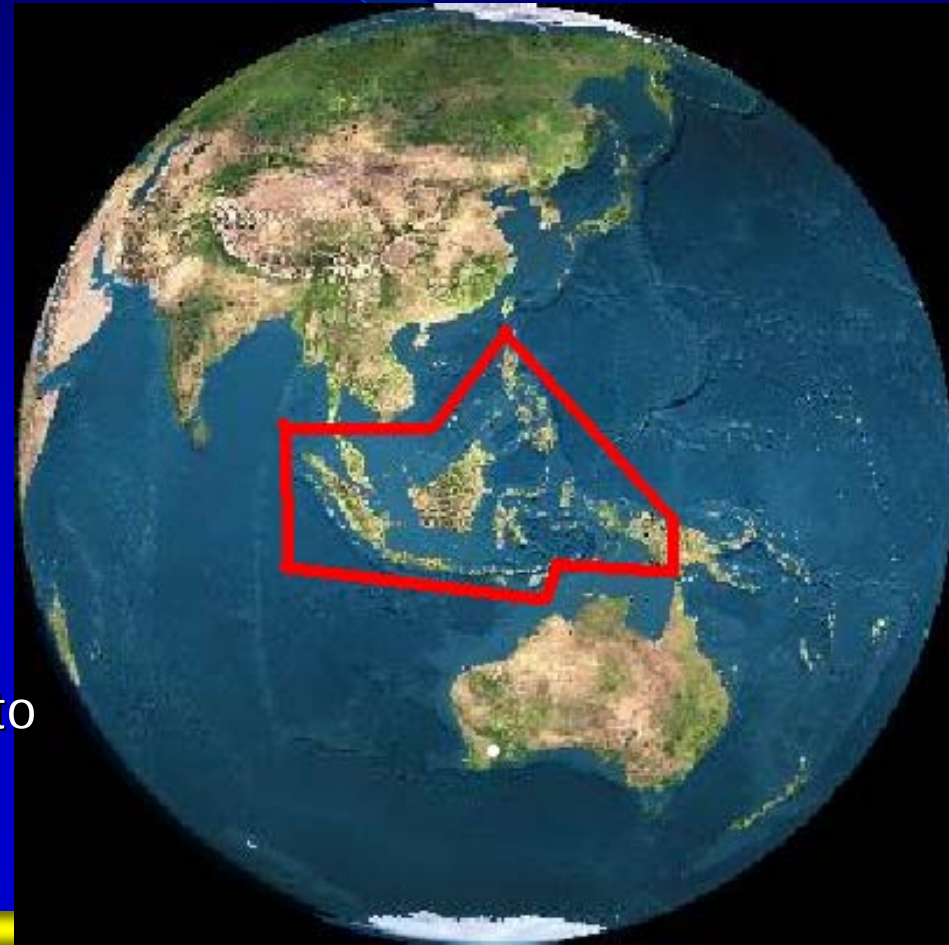
Common Cultural Aspects, Historical Experiences and Development Challenges

ADB works as development partner to government initiatives:

- Indonesia-Malaysia-Thailand Growth Triangle (IMT-GT)
- Brunei Darussalam-Indonesia-Malaysia-Philippines East ASEAN Growth Area (BIMP-EAGA)

ADB supports

- Capacity & institutional development
- Action Plans, Road Maps leading to investment and other projects
- Mobilization of financing



Near-Term Program

Lending Program

Cambodia: \$60 million ADF

- institutional development (financial sector), environment protection, education

Indonesia: \$1.2 billion

- program-policy based lending, projects in education and nutrition

Lao PDR: \$20 million ADF

- private sector and health

Philippines: \$700 million

- program-policy based lending, projects in coastal and land resource management

Viet Nam: \$500 million

- financial sector, energy and transport infrastructure

Regional infrastructure program \$1.2 billion

- roads network development

Technical Assistance (TA) grants

50-60 TAs \$60-70 million, roughly ½ cofinanced