

# Central and West Asia Department (CWRD)

## Presentation to the 2007 Orientation Program for DMC Officials

**Katsuji Matsunami**

Director

CWRD Agriculture, Environment & Natural Resources Division

*8 November 2007*

The views expressed in this paper/presentation are the views of the author and do not necessarily reflect the views or policies of the Asian Development Bank (ADB), or its Board of Governors, or the governments they represent. ADB does not guarantee the accuracy of the data included in this paper and accepts no responsibility for any consequence of their use. Terminology used may not necessarily be consistent with ADB official terms.

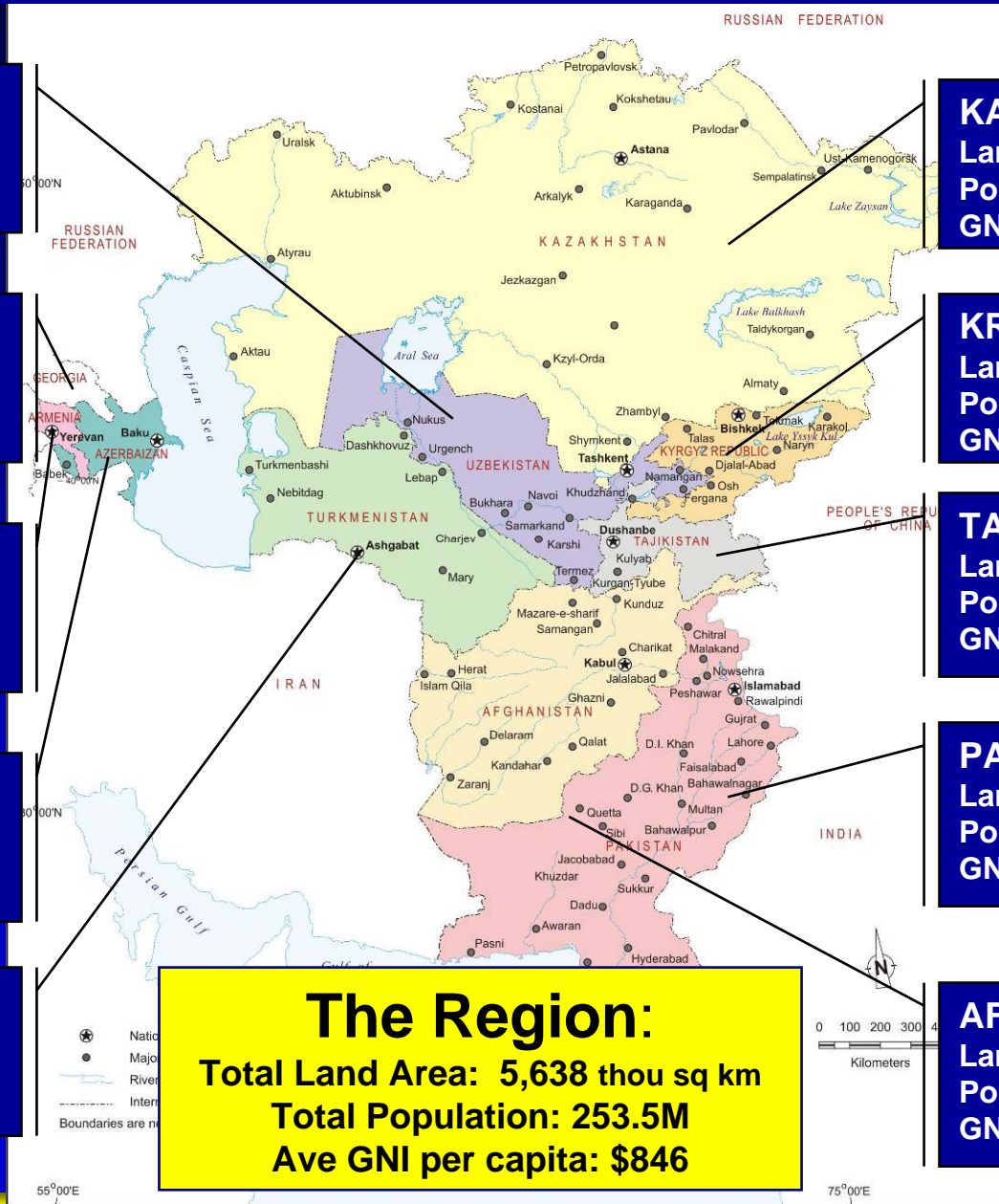
**ADB**

# Outline of Presentation

- I. Our Region, Our Clients**
- II. Our Department**
- III. Strategic Framework**
- IV. Operational Highlights**

# I. Our Region, Our Clients

# Central and West Asia Region



**UZBEKISTAN**  
 Land Area: 447.4 thou sq km  
 Population: 26.3M  
 GNI per capita: \$460

**KAZAKHSTAN**  
 Land Area: 2,724.9 thou sq km  
 Population: 15.2M  
 GNI per capita: \$2,260

**GEORGIA**  
 Land Area: 69.7 thou sq km  
 Population: 4.65 M  
 GNI per capita: \$1,065

**KRYGYZ REPUBLIC**  
 Land Area: 199.9 thou sq km  
 Population: 5.1M  
 GNI per capita: \$400

**ARMENIA**  
 Land Area: 29.8 thou sq km  
 Population: 3.2M  
 GNI per capita: \$1,120

**TAJIKISTAN**  
 Land Area: 143.1 thou sq km  
 Population: 6.9M  
 GNI per capita: \$280

**AZERBAIJAN**  
 Land Area: 86.6 thou sq km  
 Population: 8.4M  
 GNI per capita: \$950


**PAKISTAN**  
 Land Area: 796.1 thou sq km  
 Population: 152.5M  
 GNI per capita: \$600

**TURKMENISTAN**  
 Land Area: 488.1 thou sq km  
 Population: 6.5M  
 GNI per capita: \$1,340

**AFGHANISTAN**  
 Land Area: 652.1 thou sq km  
 Population: 24.7M  
 GNI per capita: \$200

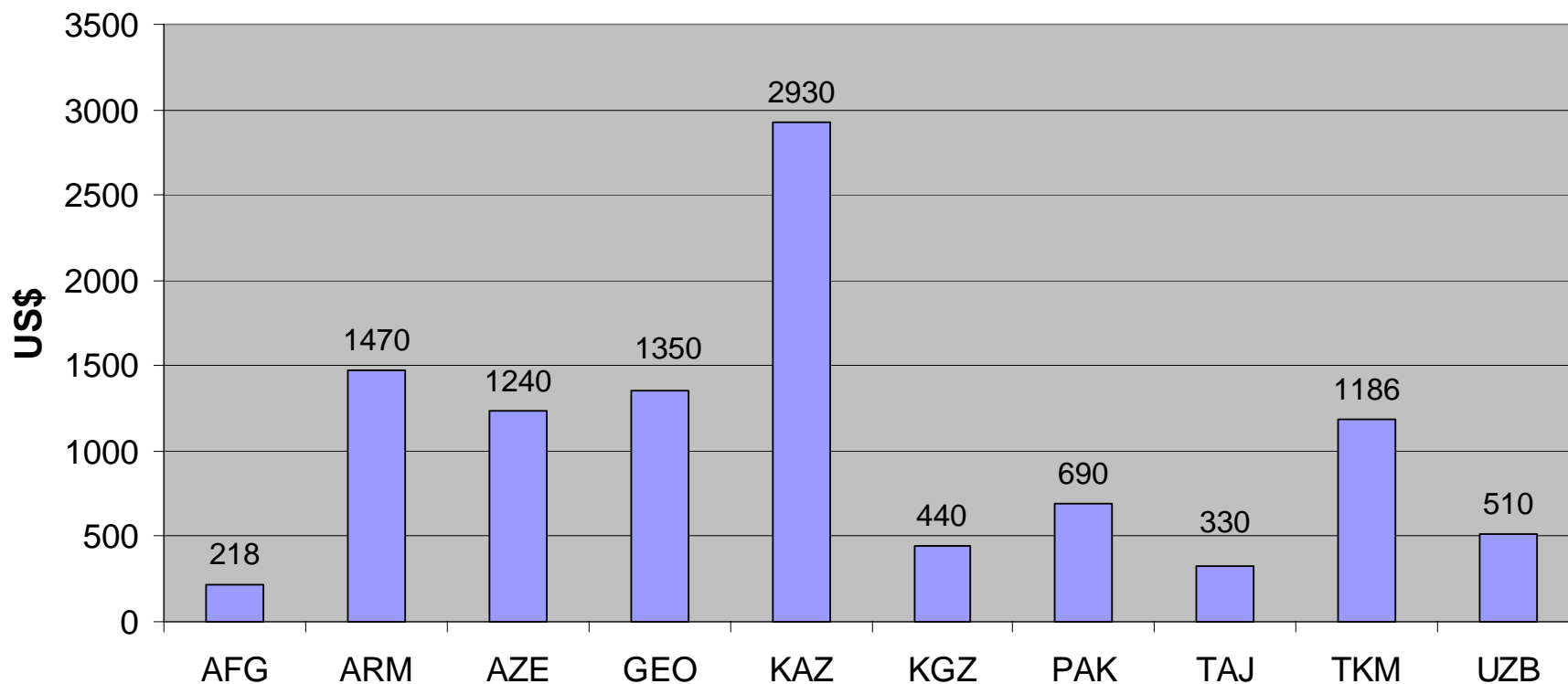
**The Region:**  
 Total Land Area: 5,638 thou sq km  
 Total Population: 253.5M  
 Ave GNI per capita: \$846

# Some of the newest members of ADB



# Diverse Economic Status

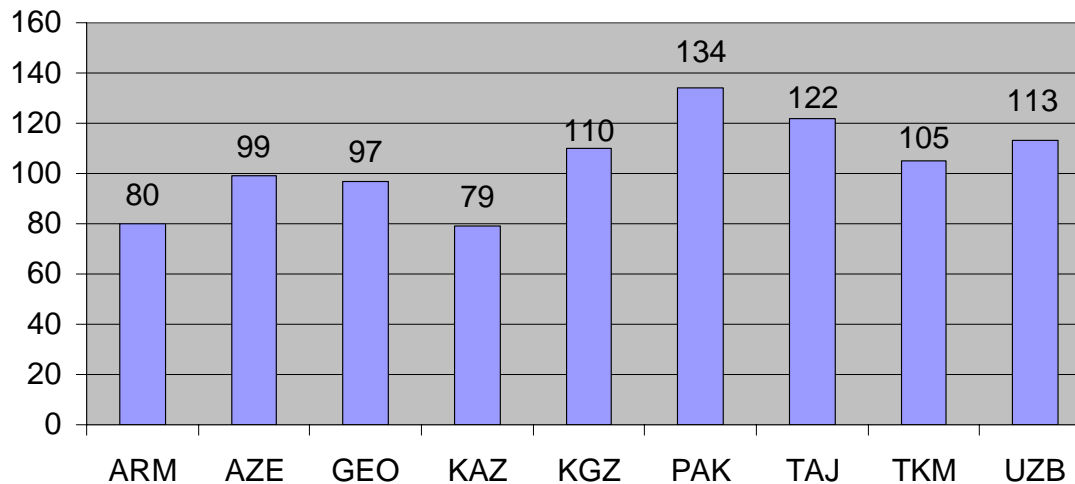
## Per Capita GNI, 2005



Sources: CWRD Countries at a Glance, April 2007; ADB Key Indicators 2007

# Diverse human development status

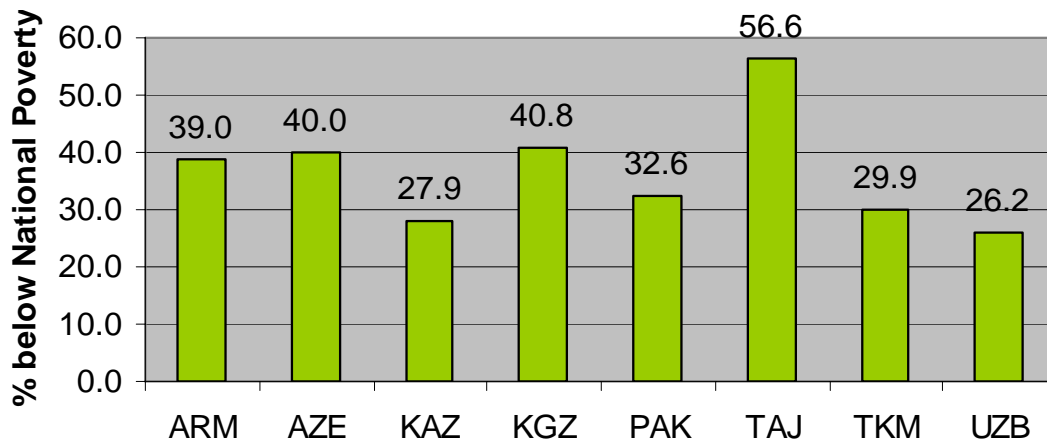
## Human Devt Index Rank, 2004



Source: UNDP Human Development Index Ranking

\*No data for AFG

## Poverty Incidence, Latest Years



\*No data for AFG, GEO

# Key Challenges

- Achieving Sustained and Balanced Growth and MDGs
- Continuing transition to market economy
- Improving Enabling Environment
  - Policy and institutional reforms
  - Capacity building
  - Infrastructure Development
- Fostering Regional Cooperation

# II. Our Department

# Central West Team

**Liqun Jin**  
VP, OG1

**Juan Miranda**  
Director General, CWRD

***Vacant***  
Dep. Dir. General, CWRD

**CWOD**  
(Front Office)

## Headquarters Divisions

**Robert Siy**  
Director, CWOC

**Katsuji Matsunami**  
Director, CWAE

**Ramesh Submaranian**  
Director, CWGF

**Matthew Westfall**  
Director, CWSS

**Sean O'Sullivan**  
Director, CWID

## Resident Missions

**Brian Fawcett**  
Country Director, AFRM

***Vacant***  
Country Director, AZRM

**Stephen Wermert**  
Country Director, KARM

**Lan Wu**  
Country Director, KYRM

**Peter Fedon**  
Country Director, PRM

**Makoto Ojira**  
Country Director, TJRM

**Hong Wei**  
Country Director, URM

# CWRD: Staff Strength

Location/Category	P/S	NOs/AAs
<b>Headquarters:</b>		
Authorized	83	61
On Board	67	53
<b>Resident Missions:</b>		
Authorized	21	95
On Board	18	92

**P/S: Professional Staff**

**NOs/AAs: National Officers and Administrative Assistants**

# III. Strategic Framework

# CWRD Mission

*ADB's development team and partner for the countries of Central and West Asia, in their fight against poverty, and their pursuit of prosperity.*

# Strategic Outcomes

- Region:
  - Increase financing for development projects and programs
  - Greater access to capital from markets
  - Development priorities linked to CPSs and “roadmaps”
  - Recognition of regional initiatives (eg CAREC)
- Department:
  - Quality portfolio
  - Larger development finance “pipeline”
  - Respected and valued partner for the region

# ■ Central West

## ✓ What

### ■ *Social Services*

Decentralization process  
Development of basic services

### ■ *Infrastructure*

Connectivity – country & regional  
Reforms –competitiveness  
(Public Private Partnerships)  
Logistics and better power mix

### ■ *Agriculture*

Rural infrastructure – less primary  
Markets and markets development

### ■ *Governance*

Sector reforms, Capital markets,  
finance & trade

### ■ *Regional Cooperation*

Information and awareness  
Programs and projects-connectivity

# ■ Central West (cont)

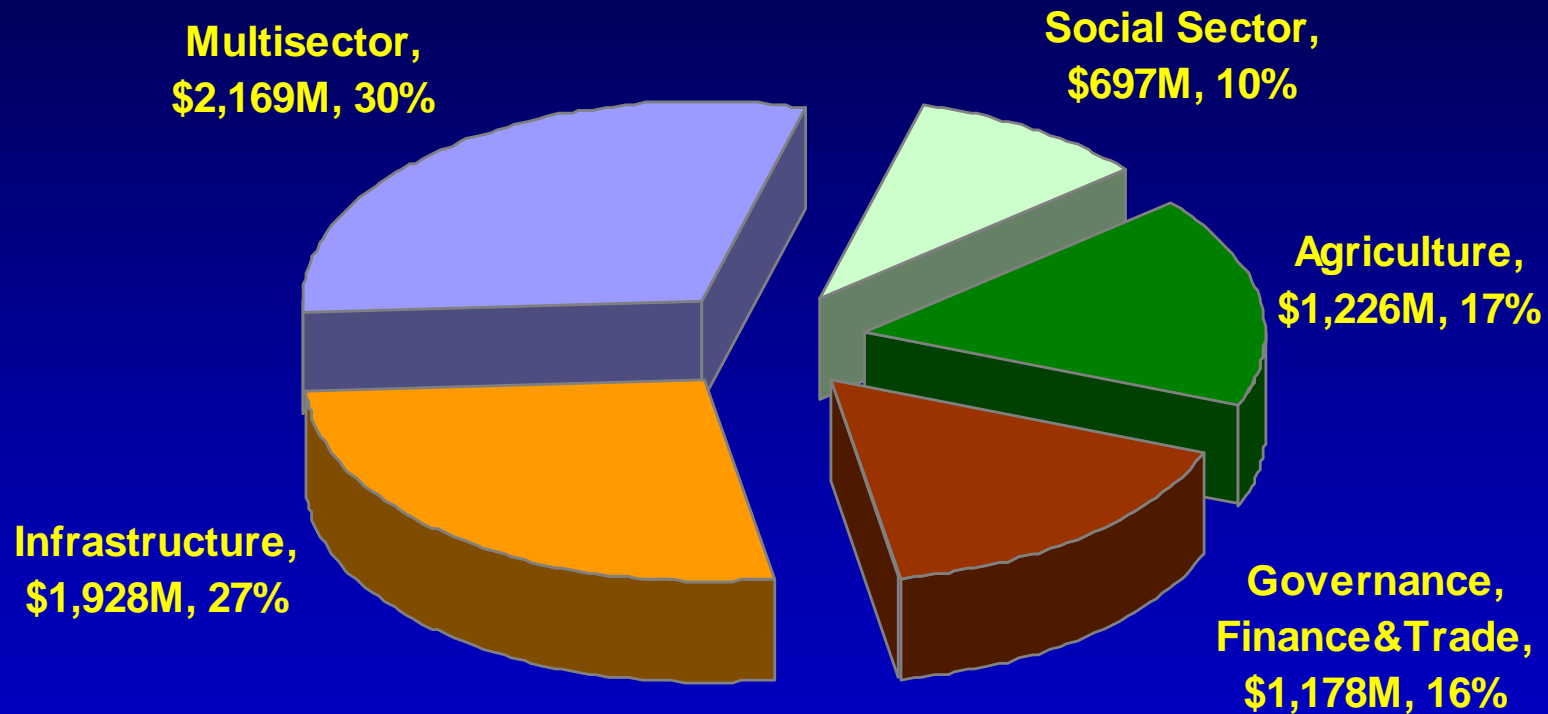
## ✓ How

- *Greater selectivity – across sectors, industries*
- *Programmatic approach – based on roadmaps*
- *Combination of private & public interventions*
- *Adherence to basic guiding principles & teamwork*
- *Partnerships – with clients & financiers*
- *Faster processing, more focused due diligence*
- *More efficient implementation arrangements*
- *Sound portfolio management*

# IV. Operational Highlights

# CWRD Loan Portfolio by Sector, 2007

Total \$7.2 billion, 103 loan projects (123 loans)



■ Agriculture ■ Governance, Finance & Trade ■ Infrastructure ■ Multisector ■ Social Sector

# CWRD Lending Program 2007-2009

Total for 3 years: \$7.5 billion for 83 loans

	Amount (\$m)	Nbr
AFG	\$ 600	9
ARM	80	3
AZE	384	7
KAZ	50	1
KGZ	60	5
PAK	5,766	36
REG	170	4
TAJ	98	7
UZB	295	11

# CWRD TA Program 2007-2009

Total for 3 years: \$85 m for 185 TAs

	<u>Amount (\$ m)</u>	<u>No. of TAs</u>
AFG	\$ 18.3	20
ARM	2.7	6
AZE	3.7	8
GEO	3.0	6
KAZ	4.8	9
KGZ	6.0	10
PAK	18.7	31
TAJ	5.6	13
TKM	1.8	4
UZB	6.2	13
REG	14.1	18

**Thank You**

**ADB**